FASCO GULF®

Fasco Gulf Building Materials

P.O.Box-16135,Dubai,UAE.
PHONE: 009714-2676612
FAX: 009714-2676604
EMAIL: FASCO@EIM.AE

Company Profile:

We have pleasure in introducing FASCO GULF Building Materials based in Dubai,UAE. Since 1994 Fasco is a sales & service oriented and professionally managed company specialized in dealing with Gerneral hardware / Tools / Safey shoes / Safety Gloves , Specialy Fastners in all Grades & Forms.

Which includes Aluminium / Brass / Copper / Steel / Stainless Stee / High Tensile / Plastic Fastners in Polyester / Polypropylene / PVC.

Furthermore, we also cater to the needs of Industrial Fastners for Oil & Gas Installation in different ASTM – BS – DIN – ISO Standards with accredited Test Reports.

Fastener Grades :

Standard Steel Grades: 4.6/6.8/8.8/10.9/12.9
Stainless Steel Grades: A2/304 / A4/316 / L - Specials.

Hex Head Bolt as per ISO-898 - 4014 - 4017

BS 3692 Gr.8 / 8.8
BS 4395 I Gr.8.8 / Gr. 10
BS 14399 3 Gr.10 / 10.9

ASTM A 307 Grade
ASTM A 325 Inch / Metric Type 1 & III
ASTM A 490 Heavy Hex Bolt
ASTM A 563 Heavy Hex Nut
ASTM A 193 Grade B7 Stud
ASTM A 194 Grade 2H Heavy Hex Nut
ASTM F 436 Washers

Shear Welding Studs / Arc Welding Studs

In different material coatings, Galvanised / Zinc / Hot Dipped Galvanized / Sheradized / PTFE & Specials.

Complete range of Plastic Fasteners, in PVC - Polymers etc.

Blind Rivets & Self Tapping / Self Drilling Screws.



PRODUCT LIST :

DIN	ISO	DESCRIPTION
1	2339	Taper Pins, type B, turned
7	2338	Parallel Pins, tolerance zone m6
84	1207	Slotted cheese head screws
85	1580	Slotted pan head screws
93		washers with tap
94	1234	Split cotter pins
95		Slotted raised countersunk (oval) head wood screws
96		Slotted round head wood screws
97		Slotted countersunk (flat) head wood screws
125 A	7089	Washers, type A, without bevel
125 B	7090	Washers, type B, with bevel
127 A 127 B		Spring lock washers, tang ends Spring lock washers, square ends
128 A 128 B		Spring lock washers, curved Spring lock washers, waved
137 A 137 B		Spring washers, curved Spring washers, waved
186		T-head bolts with square neck
315 AF		Wing nuts, American form
315 DF		Wing nuts, German form
316 AF		Wing screws, American form
316 DF		Wing screws, German form
404		Slotted capstan screws
417	7435	Slotted set screws with full dog point
427	2342	Slotted headless screws with chamfered end
431		Pipe nuts with thread DIN ISO 228 part 1
432		Washers with external tap
433	7092	Washers for cheese head screws
434		Square taper washers for U-sections, 8% incline
435		Square taper washers for I-sections, 14% incline
436		square washers for wood constructions
438	7436	Slotted set screws with cut point
439	4035	Hexagon thin nuts, chamfered
439	8675	Hexagon thin nuts, metric fine pitch thread
439		Hexagon thin nuts, chamfered, metric left hand thread

DIN	ISO	DESCRIPTION
440	7094	Washers, especially for wood constructions
444		Eye bolts, type B
462		Internal tap washers for slotted round nuts DIN 1804
463		Washers with 2 taps
464		Knurled thumb screws, high type
465		Slotted knurled thumb screws, high type
466		Knurled thumb nuts, high type
467		knurled thumb nuts, low type
471		Retaining rings for shafts
472		Retaining rings for bores
546		Slotted round nuts
547		Round nuts with drilled holes in one face
551	4766	Slotted set screws with chamfered end
553	7434	Slotted set screws with cone point
557		Square nuts, product grade C
562		Square thin nuts, product grade B
571		Hexagon head wood screws
580		Lifting eye bolts, forged
582		Lifting eye nuts, forged
603		Mushroom head square neck bolts (Cup square neck bolts)
653		knurled thumb screws, low type
660		Round head rivets
661		Countersunk head rivets
705		Adjusting rings, with and without set screws
835		Studs, thread end = 2d
906		Hexagon socket pipe plugs, conconical thread
908		Hexagon socket screws plugs with cylindrical tread
910		Hexagon head screws plugs with cylindrical tread
912	4762	Hexagon socket head cap srews
913	4026	Hexagon socket set screws with chamfered end
914	4027	Hexagon socket set screws with cone point
915	4028	Hexagon socket set screws with dog point

DIN	ISO	DESCRIPTION
916	4029	Hexagon socket set screws with cup point
917		Hexagon cap nuts
921		Slotted pan head screws with large head
923		Slotted pan head screws with shoulder, dog point
928		Square weld nuts
929		Hexagon weld nuts
931	4014	Hexagon head bolts
933	4017	Hexagon head screws
933 SZ		Slotted hexagon head screws
934	4032	Hexagon nuts
934	8673	Hexagon nuts with metric fine pitch
934		Hexagon nuts with left hand thread
935	7035	Hexagon slotted and castle nuts
937	7038	Hexagon thin slotted and half castle nuts
938		Studs, thread end = 1xd
939		Studs, thread end = 1,25xd
963	2009	Slotted countersunk head screws
964	2010	Slotted raised countersunk (oval) head screws
965 H	7046	Cross recessed countersunk (flat) head scr. Phill.
965 Z	7046	Cross recessed countersunk (flat) head screw Pozi.
966 H/Z	7047	Cross recess. Counters. (oval) head screws Phill./Pozi.
976 - 1		Threaded rods
976 - 1		Threaded pins, type B
980	7042	Prevailing torque type hexagon nuts full metal
982	7040	Prevailing torque hex. nuts with non-metal insert, high type
985	10511	Prevailing torque type hexagon nuts w. non-metalic ins., low type
986		Prevailing torque type hexagon domed cap nut. w. non-metalic ins.
988		Shim rings
1052		Washers for wood constructions
1440	8738	Plain washers for clevis pins
1471	8744	Crooved pins, full length taper grooved
1472	8745	Grooved pins, half length taper grooved

DIN	ISO	DESCRIPTION
1473	8740	Grooved pins, full length parallel grooved, with chamfer
1474	8141	Grooved pins, half length reverse taper gooved
1475	8142	Grooved pins, third length reverse taper gooved
1476	8746	Grooved pins, round head
1481	8752	Spring type straight pins, slotted
1587		Heavy type hexagon domed cap nuts
1804		Slotted round nut for hook spanner
2093		Disc springs
2510		Hexagon nuts for bolts with reduced shanks
3017		Hose clamp, with worm gear drive, type A
3570		U-Bolts, type A, without hexagon nuts
	UNI 5587	Hexagon nuts, high type, italian norm
6319		Spherical washers, type C / Conical washers, type D
6330		Hexagon nuts 1,5 d, type B
6331		Hexagon nuts 1,5 d with collar
6334		Long hexagon nuts
6796		Conical spring washers for bolted connections
6797		Toothed lock washers, form A and J
6798		Serrated lock washers, form A and J
6799		Retaining washers for shafts
6885		Parallel keys, type A
6900		Screw assemblies, metric thread
6901		Tapping screw assemblies
6912		Hex. socket head scr. w. centre hole, low profile
6921		Hexagon head screws w. flange
7337		Blind rivets, type A
7343	8750	Spiral pins, medium duty
7349		Springs pins, slotte, light type
7500	M + C	Washers for bolts with heavy type spring pins form M and C
7504	K+N+P	Self drilling screws, form K, N and P
7516		Thread cutting screws
7967		Self locking counter nuts

DIN	ISO	DESCRIPTION
7971	1481	Pan head tapping screws with slot, type C
7972	1482	Countersunk head tapping screws, with slot, type C
7973	1483	Raised Countersunk head tapping screws with slot, type C
7976	1479	Hexagon tapping screws, type C
7980		Spring lock washers for screws with cylindrical heads
7981 H/Z	7049	Pan head tapping screws with cross recessed, type C and F
7982 H/Z	7050	Countersunk flat head tapping scr. w. cross recess, type C and F
7983 H/Z	7051	Raised Countersunk head tapping scr. w. cross rec., type C and F
7984		Hex. socket head cap screws with low head
7985 H/Z	7045	Cross recessed raised pan head screws
7989		Washers f. steel constructions
7991	10642	Hexagon socket countersunk head screws
7993		Snap rings for shafts, type A
7995 H/Z		Cross recessed raised counters. head wood screws
7996 H/Z		Cross recessed round head wood screws
7997 H/Z		Cross recessed countersunk head wood screws
9021	7093	Washers w. outside diameter ≈ 3x nominal thr. diam.
11024		Spring cotter of bolt
25201		Selbsthemmende Sicherungsscheiben

WS	EN ISO	DESCRIPTION
9100		Chipboard screws with counter-sunk head, full thread, pozidrive
9105		Chipboard screws with counter-sunk head, part thread, pozidrive
9110		Panhead chipboard screws, full thread, pozidrive
9112		Panhead chipboard screws, with six lobe drive, full thread
9115		Panhead chipboard screws, with part thread, pozidrive
9117		Panhead chipboard screws, with six lobe drive, part thread
9120		Raised counters. chipboard screw full thread, pozidrive
9122		Raised counters. chipboard scr. with six lobe drive, full thread
9125		Raised counters. chipboard screw, part thread, pozidrive
9127		Raised countersunk chipboard scr. with six lobe drive, part thread
9130		Chipboard screws with counters. head, six lobe drive, full thread
9135		Chipboard screws with counters. head, six lobe drive., part thread

WS	ISO	DESCRIPTION
9145		Counters. chipb. screws w. six lobe drive, part threaded self drill, 6 ribs
9150		Teak deck srews, pozi drive
9155		Teak deck srews, six lobe drive
9160		Self threading screws for plastic materials
9165		Self drilling scr. simil. DIN 7504 K w. attached EPDM sealing washers
9166		Self drilling screws similar DIN 7504 N with six lobe drive
9167		Self drilling screws similar DIN 7504 P with six lobe drive
9170 - 9178		Wood scr. w. EPDM - washers Z + six drive , A2+ A2 copper-platted
9180 - 9198		Self tapping screws
9200		Tapping screws with head DIN 912
9209		Dowel screws without centre
9210		Dowel screws with centre
9211		Dowel screws with hexagon
9213		Dowel screws with six lobe drive
9215 - 9216		Dowel screws with hexagon and assembled nuts and washers
9218		EPDM-sealings for dowel screws
9220		Pan head tapping screws with mounted polyamid washer
9230		Slotted hexagon tapping screws with mount. poly. washer with slot
9231		Slotted hexagon tapping screws
9235		Self tapping screws with caphead similar DIN 7981
9236		Cover caps for self tapping screws
9240		Plain washers
9245 - 9248		Washers to French Norm NFE 25-514
9250		Locking washers “S”
9255		Finishing washers
9260		EPDM sealing washers
9265 - 9269		Serrated locking washers, type M/S/B/Z/K
9270		Self tapping inserts (ENSAT)
9280		Rampa insert bushings, type B
9290		Round coupler nuts
9300		Hexagon coupler nuts
9305		Shear off nuts

WS	ISO	DESCRIPTION
9310		Insert - press nuts
9312		Drive-in nuts
9314		Countersunk blind rivet nuts, low head
9315		Flat head blind rivet nuts
9316		Countersunk blind rivet nuts
9317		Flat headed blind rivet nuts, hexagonal shank
9318		Countersunk blind rivet nuts, low head, hexagonal shank
9320		Weld on nuts, type A, B and C
	7380	Hexagon socket button head screws
9330		Slotted mushroom head screws
9332		Screws for fence building similar ISO 7380 with hexagon socket
9335		Hexagon socket button head screws with flange
9340		Slotted sleeve nuts
9345		Hexagon flange nuts with serration, similar DIN 6923
9400 - 9420		Hammer head screws for type 50/30, 40/22, 38/17, 28/15, 20/12
9440		U - bolts
9450		Cheese head screws, combi cross slot, type H/SZ
9460		Pan head screws six lobe drive, similar DIN 7985
9465		Hexagon socket button head scr. w. six lobe drive similar ISO 7380
9470		Counters. head screws, six lobe drive, similar DIN 7991
9475		Counters. head screws, six lobe drive, similar DIN 965
9477		Pan head tapping screws with six lobe drive, sim 7981
9478		Counters. flat head tapping screws with six lobe drive, sim 7982
9479		Raised counters head tapping screws w. six lobe drive, sim 7983
9480		Security screws similar to ISO 7380, six lobe drive & pin
9482		Security screws similar to DIN 7991, six lobe drive & pin
9485		Security screws to DIN 7981, six lobe drive & pin
9486		Security screws sim. to DIN 7982, six lobe drive & pin
9488		Bits for security screws with six lobe drive and pin
9489		L-keys with six lobe drive and pin
9495		Star inserts for six lobe drive
9500		Washers (Polyamid) DIN 125, type A

WS	ISO	DESCRIPTION
9510		Washers (Polyamid) DIN 1921
9580		Lifting eye screws, casted
9582		Lifting eye nuts, casted
9800		Decking scr. w. lower countersunk head, six lobe drive, thread end SB
9810		Washer head screws, six lobe drive, thread end SB
9820		Decking screws, miling ribs, lower countersunk head, thread end SB
9850		Dowel screws for concrete, hard metal points, technical approval
9851		Concrete screws w. hexagon head, hard met. points, technical approval
9350		VA-A/Anchor VA Stud
9360		VA-P/Chemical anchor capsule
9365		Chemical anchor cartridge VM-K
9370		Wedge anchor type ”B”
9372		Wedge anchor type ”Z”
9380		Drop - in anchor type “E”
9390		Universal plug type “UD”

FITTINGS	DESCRIPTION
DIN 2982 A	Weld nipples
DIN 2982 R	Double nipples
DIN 2986 G	Socket full
DIN 2986 H	Socket half
WS 9601	Elbow 90° int./int. thread
WS 9603	Elbow 45° int./int. thread
WS 9607	“T”, internal thread
WS 9611	Union, flat sealing, int. thread
WS 9612	Union, conical sealing, int. thread
WS 9625	Hexagon reducing bushings
WS 9626	Hexagon screws caps
WS 9630	Hexagon screws plugs
WS 9635	Reducing sockets
WS 9637	Hexagon hose nipples
WS 9640	Hexagon double nipples
WS 9641	Hex. reducing double nipples

Hexagon head screws

full thread

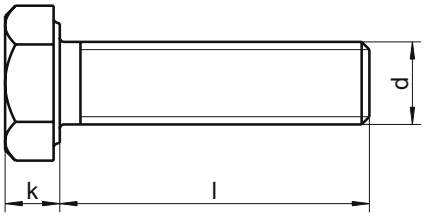

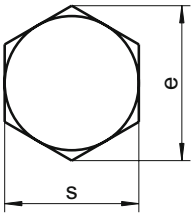

k max.	1,4	1,7	2,0	2,8	3,5	4,0	5,3	6,4	7,5	8,8	10,0	11,5	12,5
s	4	5	5,5	7	8	10	13	17	19	22	24	27	30
e	4,32	5,45	6,01	7,66	8,79	11,05	14,38	18,90	21,10	24,49	26,75	30,14	33,53
⬢	4	5	5,5	7	8	10	13	17	19	22	24	27	30
Length /Ø	**M2**	**M2,5**	**M3**	**M4**	**M5**	**M6**	**M8**	**M10**	**M12**	**M14**	**M16**	**M18**	**M20**
3	▲●	▲●											
4	▲●	▲●											
5	▲●	▲●	▲●	▲●									
6	▲●	▲●	▲●	▲●	▲●	▲●							
8	▲●	▲●	▲●	▲●	▲●	▲●	▲●						
10	▲●	▲●	▲●	▲●	▲●	▲●	▲●	▲●					
12	▲●	▲●	▲●	▲●	▲●	▲●	▲●	▲●					
14	▲●	▲●	▲●	▲●	▲●	▲●	▲●	▲●					
16	▲●	▲●	▲●	▲●	▲●	▲●	▲●	▲●	▲●				
18	▲●	▲●	▲●	▲●	▲●	▲●	▲●	▲●	▲●				
20	▲●	▲●	▲●	▲●	▲●	▲●	▲●	▲●	▲●	▲●	▲●		
22			▲●	▲●	▲●	▲●	▲●	▲●	▲●	▲●	▲●		
25			▲●	▲●	▲●	▲●	▲●	▲●	▲●	▲●	▲●	▲●	
30			▲●	▲●	▲●	▲●	▲●	▲●	▲●	▲●	▲●	▲●	▲●
35			▲●	▲●	▲●	▲●	▲●	▲●	▲●	▲●	▲●	▲●	▲●
40			▲●	▲●	▲●	▲●	▲●	▲●	▲●	▲●	▲●	▲●	▲●
45			▲●	▲●	▲●	▲●	▲●	▲●	▲●	▲●	▲●	▲●	▲●
50			▲●	▲●	▲●	▲●	▲●	▲●	▲●	▲●	▲●	▲●	▲●
55				▲●	▲●	▲●	▲●	▲●	▲●	▲●	▲●	▲●	▲●
60				▲●	▲●	▲●	▲●	▲●	▲●	▲●	▲●	▲●	▲●
65				▲●	▲●	▲●	▲●	▲●	▲●	▲●	▲●	▲●	▲●
70				▲●	▲●	▲●	▲●	▲●	▲●	▲●	▲●	▲●	▲●
75					▲●	▲●	▲●	▲●	▲●	▲●	▲●	▲●	▲●
80					▲●	▲●	▲●	▲●	▲●	▲●	▲●	▲●	▲●
85						▲●	▲●	▲●	▲●	▲●	▲●	▲●	▲●
90						▲●	▲●	▲●	▲●	▲●	▲●	▲●	▲●
SU	1000	1000	1000 ≥ 25 500	1000 ≥ 25 500	500 ≥ 45 200 ≥ 70 100	500 ≥ 14 200 ≥ 45 100	200 ≥ 25 100 ≥ 85 50	100 ≥ 50 50	100 ≥ 50 50	25	25	25	25

■ A1 / ▲ A2 / ● A4 | SU: Sales unit | All measurements in mm | Other dimensions on request.
Example item no. 933-2-8X40 DIN 933 - A2 - M8 - l = 40mm

Hexagon head screws DIN 933 according to AD2000-W2 with changed wrench sizes ISO 4017 can be found on the following pages.

DIN 933 - Page 2 - sim. ISO 4017
Hexagon head screws
full thread

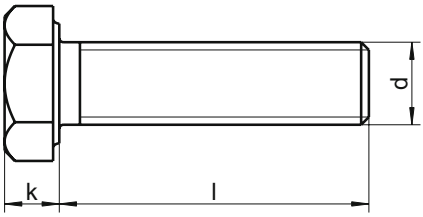

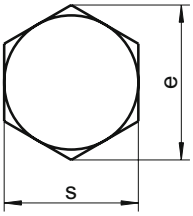

k max.	4,0	5,3	6,4	7,5	8,8	10,0	11,5	12,5
s	10	13	17	19	22	24	27	30
e	11,05	14,38	18,90	21,10	24,49	26,75	30,14	33,53
⬢	10	13	17	19	22	24	27	30
Length /Ø	**M6**	**M8**	**M10**	**M12**	**M14**	**M16**	**M18**	**M20**
95	▲●	▲●	▲●	▲●	▲●	▲●	▲●	▲●
100	▲●	▲●	▲●	▲●	▲●	▲●	▲●	▲●
110	▲●	▲●	▲●	▲●	▲●	▲●	▲●	▲●
120	▲●	▲●	▲●	▲●	▲●	▲●	▲●	▲●
130		▲●	▲●	▲●	▲●	▲●	▲●	▲●
140		▲●	▲●	▲●	▲●	▲●	▲●	▲●
150		▲●	▲●	▲●	▲●	▲●	▲●	▲●
160		▲●	▲●	▲●		▲●		▲●
170		▲●	▲●	▲●		▲●		▲●
180		▲●	▲●	▲●		▲●		▲●
190		▲●	▲●	▲●		▲●		▲●
200		▲●	▲●	▲●		▲●		▲●
250				▲●		▲●		▲●
SU	100	100 ≥ 85 50 ≥ 160 25	50 ≥ 160 25	50 ≥ 100 25	25 ≥ 150 10	25 ≥ 150 10	25 ≥ 130 10	25 ≥ 130 10

■ A1 / ▲ A2 / ● A4 | SU: Sales unit | All measurements in mm | Other dimensions on request.
Example item no. 933-2-8X40 DIN 933 - A2 - M8 - l = 40mm

 Hexagon head screws DIN 933 according to AD2000-W2 with changed wrench sizes ISO 4017 can be found on the following pages.

DIN 931 - Page 1 - sim. ISO 4014

Hexagon head screws

with shank

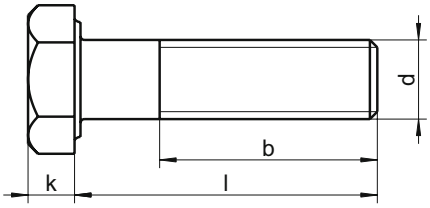

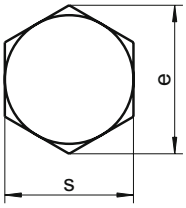

b≤125	16	18	22	26	30	34	38	42	46	50	54	60	66	72	78
b>125	22	24	28	32	36	40	44	48	52	56	60	66	72	78	84
s	8	10	13	17	19	22	24	27	30	32	36	41	46	50	55
k min.	3,35	3,85	5,15	6,22	7,32	8,62	9,82	11,28	12,28	13,78	14,78	16,65	18,28	20,58	22,08
e	8,79	11,05	14,38	18,90	21,10	24,49	26,75	30,14	33,53	35,72	39,98	45,2	50,85	55,37	60,79
⬢	8	10	13	17	19	22	24	27	30	32	36	41	46	50	55
Length /Ø	**M5**	**M6**	**M8**	**M10**	**M12**	**M14**	**M16**	**M18**	**M20**	**M22**	**M24**	**M27**	**M30**	**M33**	**M36**
25	▲●	▲●													
30	▲●	▲●	▲●												
35	▲●	▲●	▲●	▲●											
40	▲●	▲●	▲●	▲●	▲●										
45	▲●	▲●	▲●	▲●	▲●										
50	▲●	▲●	▲●	▲●	▲●	▲●	▲●								
55	▲●	▲●	▲●	▲●	▲●	▲●	▲●								
60	▲●	▲●	▲●	▲●	▲●	▲●	▲●	▲●	▲●						
65	▲●	▲●	▲●	▲●	▲●	▲●	▲●	▲●	▲●						
70	▲●	▲●	▲●	▲●	▲●	▲●	▲●	▲●	▲●	▲●	▲●				
75	▲●	▲●	▲●	▲●	▲●	▲●	▲●	▲●	▲●	▲●	▲●				
80	▲●	▲●	▲●	▲●	▲●	▲●	▲●	▲●	▲●	▲●	▲●	▲●	▲●		
85	▲●	▲●	▲●	▲●	▲●	▲●	▲●	▲●	▲●	▲●	▲●	▲●	▲●		
90	▲●	▲●	▲●	▲●	▲●	▲●	▲●	▲●	▲●	▲●	▲●	▲●	▲●	▲●	
95	▲●	▲●	▲●	▲●	▲●	▲●	▲●	▲●	▲●	▲●	▲●	▲●	▲●	▲●	
100	▲●	▲●	▲●	▲●	▲●	▲●	▲●	▲●	▲●	▲●	▲●	▲●	▲●	▲●	▲●
110		▲●	▲●	▲●	▲●	▲●	▲●	▲●	▲●	▲●	▲●	▲●	▲●	▲●	▲●
120		▲●	▲●	▲●	▲●	▲●	▲●	▲●	▲●	▲●	▲●	▲●	▲●	▲●	▲●
130		▲●	▲●	▲●	▲●	▲●	▲●	▲●	▲●	▲●	▲●	▲●	▲●	▲●	▲●
140		▲●	▲●	▲●	▲●	▲●	▲●	▲●	▲●	▲●	▲●	▲●	▲●	▲●	▲●
150		▲●	▲●	▲●	▲●	▲●	▲●	▲●	▲●	▲●	▲●	▲●	▲●	▲●	▲●
160		▲●	▲●	▲●	▲●	▲●	▲●	▲●	▲●	▲●	▲●	▲●	▲●	▲●	▲●
170		▲●	▲●	▲●	▲●	▲●	▲●	▲●	▲●	▲●	▲●	▲●	▲●	▲●	▲●
SU	500 ≥ 45 200	200 ≥ 45 100	200 ≥ 45 100 ≥ 80 50 ≥ 180 25	100 ≥ 50 50 ≥ 160 25 ≥ 210 10	50 ≥ 100 25 ≥ 160 10	50 ≥ 100 25 ≥ 150 10	25 ≥ 150 10	25 ≥ 130 10	25 ≥ 130 10	25 ≥ 130 10	20 ≥ 80 10	10 ≥ 160 5	10 ≥ 160 5	10 ≥ 130 5	5

■ A1 / ▲ A2 / ● A4 | SU: Sales unit | All measurements in mm | Other dimensions on request.

Example item no. 931-2-8X40 DIN 931 - A2 - M8 - l = 40mm

Hexagon head screws with shank DIN 931 according to AD2000-W2 and with changed wrench sizes ISO 4014 can be found on the following pages.

Hexagon head screws

with shank

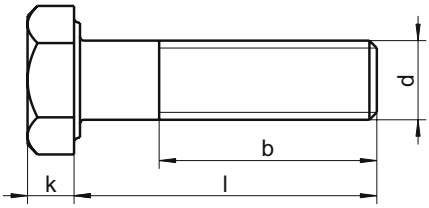

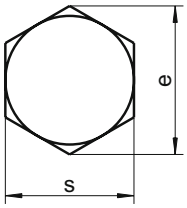

b≤125	18	22	26	30	34	38	42	46	50	54	60	66	72	78
b>125	24	28	32	36	40	44	48	52	56	60	66	72	78	84
s	10	13	17	19	22	24	27	30	32	36	41	46	50	55
k min.	3,85	5,15	6,22	7,32	8,62	9,82	11,28	12,28	13,78	14,78	16,65	18,28	20,58	22,08
e	11,05	14,38	18,90	21,10	24,49	26,75	30,14	33,53	35,72	39,98	45,2	50,85	55,37	60,79
⬢	10	13	17	19	22	24	27	30	32	36	41	46	50	55
Length /Ø	**M6**	**M8**	**M10**	**M12**	**M14**	**M16**	**M18**	**M20**	**M22**	**M24**	**M27**	**M30**	**M33**	**M36**
180	▲●	▲●	▲●	▲●	▲●	▲●	▲●	▲●	▲●	▲●	▲●	▲●	▲●	▲●
190	▲●	▲●	▲●	▲●	▲●	▲●	▲●	▲●	▲●	▲●	▲●	▲●	▲●	▲●
200	▲●	▲●	▲●	▲●	▲●	▲●	▲●	▲●	▲●	▲●	▲●	▲●	▲●	▲●
210		▲●	▲●	▲●	▲●	▲●	▲●	▲●	▲●	▲●	▲●	▲●	▲●	▲●
220		▲●	▲●	▲●	▲●	▲●	▲●	▲●	▲●	▲●	▲●	▲●	▲●	▲●
230		▲●	▲●	▲●	▲●	▲●	▲●	▲●	▲●	▲●	▲●	▲●	▲●	▲●
240		▲●	▲●	▲●	▲●	▲●	▲●	▲●	▲●	▲●	▲●	▲●	▲●	▲●
250			▲●	▲●	▲●	▲●	▲●	▲●	▲●	▲●	▲●	▲●	▲●	▲●
260			▲●	▲●	▲●	▲●	▲●	▲●	▲●	▲●	▲●	▲●	▲●	▲●
270			▲●	▲●	▲●	▲●	▲●	▲●	▲●	▲●	▲●	▲●	▲●	▲●
280			▲●	▲●	▲●	▲●	▲●	▲●	▲●	▲●	▲●	▲●	▲●	▲●
290			▲●	▲●		▲●		▲●		▲●	▲●	▲●		
300			▲●	▲●		▲●		▲●		▲●	▲●	▲●		
320			▲●	▲●		▲●		▲●		▲●	▲●			
340			▲●	▲●		▲●		▲●		▲●	▲●			
360			▲●	▲●		▲●		▲●		▲●				
380			▲●	▲●		▲●		▲●		▲●				
400			▲●	▲●		▲●		▲●		▲●				
420			▲●	▲●		▲●		▲●		▲●				
440			▲●	▲●		▲●		▲●		▲●				
460			▲●	▲●		▲●		▲●		▲●				
480			▲●	▲●		▲●		▲●		▲●				
500			▲●	▲●		▲●		▲●		▲●				
SU	100	25	25 ≥ 210 10	10	10	10	10	10	10	10 ≥ 200 5	5	5	5	5

■ A1 / ▲ A2 / ● A4 | SU: Sales unit | All measurements in mm | Other dimensions on request.

Example item no. 931-2-8X40 DIN 931 - A2 - M8 - l = 40mm

Hexagon head screws with shank DIN 931 according to AD2000-W2 and with changed wrench sizes ISO 4014 can be found on the following pages.

DIN 934 - sim. ISO 4032
Hexagon nuts

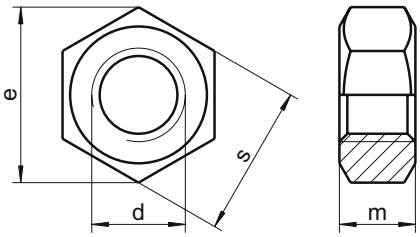

d	m min.	s	e	⬢	Grade	SU
M1,4	0,95	3	3,28	3	▲●	1000
M1,6	1,05	3,2	3,41	3,2	▲●	1000
M1,7	1,15	3,5	3,82	3,5	▲●	1000
M2	1,35	4	4,32	4	▲●	1000
M2,3	1,55	4,5	4,88	4,5	▲●	1000
M2,5	1,75	5	5,45	5	▲●	1000
M2,6	1,75	5	5,45	5	▲●	1000
M3	2,15	5,5	6,01	5,5	▲●	1000
M3,5	2,55	6	6,58	6	▲●	1000
M4	2,90	7	7,66	7	▲●	1000
M5	3,70	8	8,79	8	▲●	1000
M6	4,70	10	11,05	10	▲●	500
M7	5,20	11	12,12	11	▲●	500
M8	6,14	13	14,38	13	▲●	200
M10	7,64	17	18,90	17	▲●	100
M12	9,64	19	21,10	19	▲●	100
M14	10,30	22	24,49	22	▲●	100
M16	12,30	24	26,75	24	▲●	50
M18	14,30	27	29,56	27	▲●	50
M20	14,90	30	32,95	30	▲●	50
M22	16,90	32	35,03	32	▲●	25
M24	17,70	36	39,55	36	▲●	25
M27	20,70	41	45,20	41	▲●	25
M30	22,70	46	50,85	46	▲●	25
M33	24,70	50	55,37	50	▲●	10
M36	27,40	55	60,79	55	▲●	10
M39	29,40	60	66,44	60	▲●	10
M42	32,40	65	71,30	65	▲●	10
M45	34,40	70	76,95	70	▲●	5
M48	36,40	75	82,60	75	▲●	5
M52	40,40	80	88,25	80	▲●	1
M60	46,40	90	99,21	90	▲●	1
M64	49,10	95	104,86	95	▲●	1

■ A1 / ▲ A2 / ● A4 | SU: Sales unit | All measurements in mm | Other dimensions on request.
Example item no. 934-2-10 DIN 934 - A2 - M10

Hexagon nuts DIN 934 with fine pitch thread, left hand thread as well as UNC/UNF, with AD2000-W2 and made of special materials can be found on the following pages. Please note that nuts according to DIN 934 up to M24 will be delivered as standard in A2-70 and A4-80. The material A2-80 can be found on one of the following pages in this catalogue. Hexagon nuts with changed wrench sizes according to ISO 4032 can be found on the following pages.

DIN 127 A
Spring lock washers
type A, positive pattern

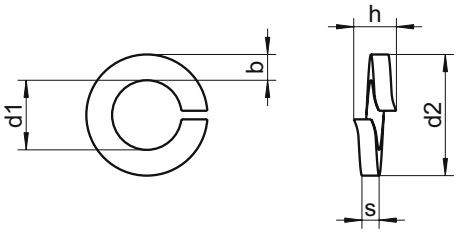

nominal size	for	d1	d2	h min.	s	b	Grade	SU
3	M3	3,1	6,2	1,9	0,8	1,3	▲ FS	1000
3,5	M3,5	3,6	6,7	1,9	0,8	1,3	▲ FS	1000
4	M4	4,1	7,6	2,1	0,9	1,5	▲ FS	1000
5	M5	5,1	9,2	2,7	1,2	1,8	▲ FS	1000
6	M6	6,1	11,8	3,6	1,6	2,5	▲ FS	1000
7	M7	7,1	12,8	3,6	1,6	2,5	▲ FS	1000
8	M8	8,1	14,8	4,6	2,0	3,0	▲ FS	1000
10	M10	10,2	18,1	5,0	2,2	3,5	▲ FS	500
12	M12	12,2	21,1	5,8	2,5	4,0	▲ FS	500
14	M14	14,2	24,1	6,8	3,0	4,5	▲ FS	500
16	M16	16,2	27,4	7,8	3,5	5,0	▲ FS	500
20	M20	20,2	33,6	8,8	4,0	6,0	▲ FS	100
24	M24	24,5	40,0	11,0	5,0	7,0	▲ FS	100
27	M27	27,5	43,0	11,0	5,0	7,0	▲ FS	50
30	M30	30,5	48,2	13,6	6,0	8,0	▲ FS	50

■ A1 / ▲ A2 / ● A4 | SU: Sales unit | All measurements in mm | Other dimensions on request.
Example item no. 127-2-8A DIN 127 - A2 - nominal size 8mm - form A - FS = spring steel

The DIN 127 has been withdrawn and was not replaced. The product is still available from stock. Material A2 and A4 have a reduced spring resistance in comparison to the material 1.4310 (spring steel). Spring lock washers for cheese head screws can be found as DIN 7980 in this catalogue.

DIN 125 A - sim. ISO 7089
Plain washers
type A without chamfer

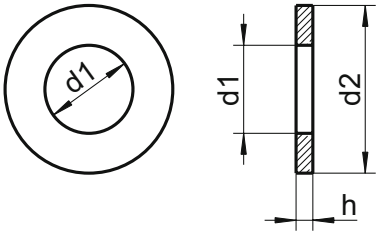

d1	for	d2	h	Grade	SU
1,7	M1,6	4,0	0,3	▲●	1000
1,8	M1,7	4,5	0,3	▲●	1000
2,2	M2	5,0	0,3	▲●	1000
2,5	M2,3	6,0	0,5	▲●	1000
2,7	M2,5	6,0	0,5	▲●	1000
2,8	M2,6	7,0	0,5	▲●	1000
3,2	M3	7,0	0,5	▲●	1000
3,7	M3,5	8,0	0,5	▲●	1000
4,3	M4	9,0	0,8	▲●	1000
5,3	M5	10,0	1,0	▲●	1000
6,4	M6	12,0	1,6	▲●	1000
7,4	M7	14,0	1,6	▲●	1000
8,4	M8	16,0	1,6	▲●	1000
10,5	M10	20,0	2,0	▲●	500
13,0	M12	24,0	2,5	▲●	500
15,0	M14	28,0	2,5	▲●	200
17,0	M16	30,0	3,0	▲●	200
19,0	M18	34,0	3,0	▲●	200
21,0	M20	37,0	3,0	▲●	200
23,0	M22	39,0	3,0	▲●	100
25,0	M24	44,0	4,0	▲●	100
28,0	M27	50,0	4,0	▲●	50
31,0	M30	56,0	4,0	▲●	25
34,0	M33	60,0	5,0	▲●	25
37,0	M36	66,0	5,0	▲●	10
40,0	M39	72,0	6,0	▲●	10
43,0	M42	78,0	7,0	▲●	10
46,0	M45	85,0	7,0	▲●	10
50,0	M48	92,0	8,0	▲●	10
52,0	M50	92,0	8,0	▲●	10
54,0	M52	98,0	8,0	▲●	10

■ A1 / ▲ A2 / ● A4 | SU: Sales unit | All measurements in mm | Other dimensions on request.
Example item no. 125-2-8,4 DIN 125 - A2 - Ø 8,4mm - form A

Plain washers with 200 HV ISO 7089 can be found on the following pages. Washers for hexagon socket head cap screws can be found as DIN 433 in this catalogue. Polyamid washers can be found as WS 9500, plain washers with an expanded contact surface can be found as DIN 9021 in this catalogue.

sim. ISO 7049 - **DIN 7981 Z**
Tapping screws

pan head with cross recess Z (Pozidrive), type C (with cone point)

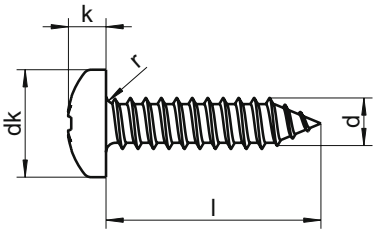



dk	4,2	5,6	6,9	7,5	8,2	9,5	10,8	12,5
k min.	1,55	1,95	2,35	2,55	2,75	3,25	3,65	4,25
k max.	1,80	2,20	2,60	2,80	3,05	3,55	3,95	4,55
r max.	0,3	0,4	0,5	0,5	0,6	0,7	0,8	0,9
⊕	Z 1	Z 1	Z 2	Z 2	Z 2	Z 2	Z 3	Z 3
Length /Ø	**ST2,2**	**ST2,9**	**ST3,5**	**ST3,9**	**ST4,2**	**ST4,8**	**ST5,5**	**ST6,3**
6,5 (1/4")	▲●	▲●	▲●	▲●	▲●	▲●	▲●	
9,5 (3/8")	▲●	▲●	▲●	▲●	▲●	▲●	▲●	
13 (1/2")	▲●	▲●	▲●	▲●	▲●	▲●	▲●	▲●
16 (5/8")	▲●	▲●	▲●	▲●	▲●	▲●	▲●	▲●
19 (3/4")	▲●	▲●	▲●	▲●	▲●	▲●	▲●	▲●
22 (7/8")	▲●	▲●	▲●	▲●	▲●	▲●	▲●	▲●
25 (1")	▲●	▲●	▲●	▲●	▲●	▲●	▲●	▲●
32 (1 1/4")	▲●	▲●	▲●	▲●	▲●	▲●	▲●	▲●
38 (1 1/2")		▲●	▲●	▲●	▲●	▲●	▲●	▲●
45 (1 3/4")			▲●	▲●	▲●	▲●	▲●	▲●
50 (2")			▲●	▲●	▲●	▲●	▲●	▲●
60 (2 3/8")			▲●	▲●	▲●	▲●	▲●	▲●
70 (2 3/4")				▲●	▲●	▲●	▲●	▲●
80 (3 1/8")				▲●	▲●	▲●	▲●	▲●
90 (3 1/2")						▲●	▲●	▲●
100 (4")						▲●	▲●	▲●
SU	1000	1000	1000 ≥ 32 500	1000 ≥ 32 500	1000 ≥ 32 500 ≥ 50 200	1000 ≥ 22 500 ≥ 32 200	500 ≥ 32 100	200 ≥ 32 100

■ A1 / ▲ A2 / ● A4 | SU: Sales units | All measurements in mm / inch | Other dimensions on request.

Example item no. 7981-2-4,2X38Z DIN 7981 - A2 - Ø 4,2mm - l = 38mm - pozidrive

Tapping screws with pan head DIN 7981 with cutting groove type SB are available on request. Tapping screws with pan head DIN 7981 with different coatings or head varnishing are available on request. Tapping screws with pan and cap head can be found as WS 9235, with polyamide-washer as WS 9220, with TX as WS 9477 and as security screw with TX+PIN at WS 9485 in this catalogue.

DIN 7982 H - sim. ISO 7050
Tapping screws
countersunk head with cross recess H (Phillips), type C (with cone point)

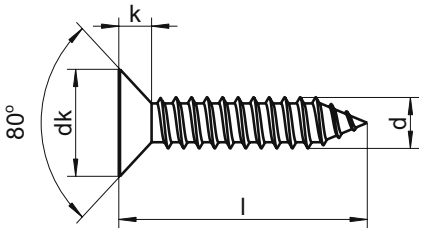

dk	4,3	5,5	6,8	7,5	8,1	9,5	10,8	12,4
k	1,3	1,7	2,1	2,3	2,5	3,0	3,4	3,8
⊕	P 1	P 1	P 2	P 2	P 2	P 2	P 3	P 3
Length /Ø	**ST2,2**	**ST2,9**	**ST3,5**	**ST3,9**	**ST4,2**	**ST4,8**	**ST5,5**	**ST6,3**
6,5 (1/4")	▲●	▲●	▲●	▲●				
9,5 (3/8")	▲●	▲●	▲●	▲●	▲●	▲●		
13 (1/2")	▲●	▲●	▲●	▲●	▲●	▲●	▲●	▲●
16 (5/8")	▲●	▲●	▲●	▲●	▲●	▲●	▲●	▲●
19 (3/4")	▲●	▲●	▲●	▲●	▲●	▲●	▲●	▲●
22 (7/8")	▲●	▲●	▲●	▲●	▲●	▲●	▲●	▲●
25 (1")	▲●	▲●	▲●	▲●	▲●	▲●	▲●	▲●
32 (1 1/4")	▲●	▲●	▲●	▲●	▲●	▲●	▲●	▲●
38 (1 1/2")		▲●	▲●	▲●	▲●	▲●	▲●	▲●
45 (1 3/4")			▲●	▲●	▲●	▲●	▲●	▲●
50 (2")			▲●	▲●	▲●	▲●	▲●	▲●
55 (2 1/8")			▲●	▲●	▲●	▲●	▲●	▲●
60 (2 3/8")			▲●	▲●	▲●	▲●	▲●	▲●
70 (2 3/4")			▲●	▲●	▲●	▲●	▲●	▲●
80 (3 3/8")					▲●	▲●	▲●	▲●
90 (3 1/2")					▲●	▲●	▲●	▲●
100 (4")					▲●	▲●	▲●	▲●
120 (4 3/4")						▲●	▲●	▲●
SU	1000	1000	1000 ≥ 32 500	1000 ≥ 32 500	1000 ≥ 32 500 ≥ 50 200	1000 ≥ 22 500 ≥ 32 200	200 ≥ 32 100	200 ≥ 32 100

■ A1 / ▲ A2 / ● A4 | SU: Sales units | All measurements in mm / inch | Other dimensions on request.
Example item no. 7982-2-4,2X38 DIN 7982 - A2 - Ø 4,2mm - l = 38mm

Tapping screws with countersunk head DIN 7982 with cutting groove type SB are available on request. Tapping screws with countersunk head DIN 7982 with different coatings or head varnishing are available on request. Slotted tapping screws with countersunk head can be found as DIN 7972, with TX as WS 9478 and as security screw with TX+PIN as WS 9486 in this catalogue.

DIN 7337 type A - sim. ISO 15983
Blind rivets

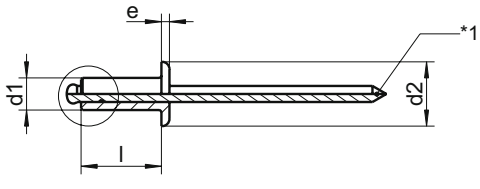

d1	d2	clamp. range	l	e	Grade	SU
3,0	6,5	1,0 - 3,0	6	0,8	▲	500
3,0	6,5	3,0 - 5,0	8	0,8	▲	500
3,0	6,5	5,0 - 7,0	10	0,8	▲	500
3,0	6,5	7,0 - 9,0	12	0,8	▲	500
3,0	6,5	8,0 - 12,0	16	0,8	▲	500
3,2	6,5	1,0 - 3,0	6	0,8	▲	500
3,2	6,5	3,0 - 5,0	8	0,8	▲	500
3,2	6,5	5,0 - 7,0	10	0,8	▲	500
3,2	6,5	7,0 - 9,0	12	0,8	▲	500
3,2	6,5	9,0 - 12,0	14	6,5	▲	500
3,2	6,5	9,0 - 12,0	16	0,8	▲	500
4,0	8,0	1,0 - 2,5	6	1,0	▲	500
4,0	8,0	2,5 - 4,5	8	1,0	▲	500
4,0	8,0	4,5 - 6,5	10	1,0	▲	500
4,0	8,0	6,5 - 8,5	12	1,0	▲	500
4,0	8,0	12,0 - 16,0	14	1,0	▲	500
4,0	8,0	8,5 - 12,0	16	1,0	▲	500
4,0	8,0	11,5 - 14,0	18	1,0	▲	500
4,0	8,0	12,0 - 16,0	20	1,0	▲	500
4,0	8,0	12,0 - 16,0	25	1,0	▲	500
4,8	9,5	2,0 - 4,0	8	1,1	▲	500
4,8	9,5	4,0 - 6,0	10	1,1	▲	500
4,8	9,5	6,0 - 8,0	12	1,1	▲	500
4,8	9,5	8,0 - 11,0	16	1,1	▲	500
4,8	9,5	10,0 - 13,0	18	1,1	▲	500
4,8	9,5	11,0 - 15,0	20	1,1	▲	500
5,0	9,5	2,0 - 4,0	8	1,1	▲	500
5,0	9,5	4,0 - 6,0	10	1,1	▲	500
5,0	9,5	6,0 - 8,0	12	1,1	▲	500
5,0	9,5	8,0 - 11,0	16	1,1	▲	500
5,0	9,5	10,0 - 13,0	18	1,1	▲	500
5,0	9,5	11,0 - 15,0	20	1,1	▲	500
5,0	9,5	15,0 - 20,0	25	1,1	▲	500

■ A1 / ▲ A2 / ● A4 | SU: Sales unit | All measurements in mm | Other dimensions on request.
Example item no. 7337-2-4X8 DIN 7337 - A2 - Ø 4mm - l = 8mm - *1 Tip depends on production - *2 breaking point

Blind rivets with coutersunk head DIN 7337 B with different types and A4 are available on request. Blind rivet nuts in different forms can be found as WS 9314 - WS 9318 in this catalogue. Solid rivets with half-round heads can be found as DIN 660, with countersunk head as DIN 661 in this catalogue.

DIN 976 - Page 1
Threaded rods
1m, 2m, 3m

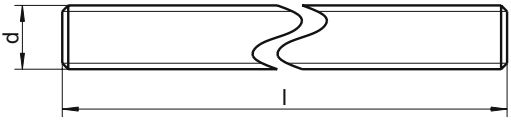

Length /Ø	M2	M3	M4	M5	M6	M8	M10	M12	M14	M16	M18	M20	M22	M24
1.000	▲●	▲●	▲●	▲●	▲●	▲●	▲●	▲●	▲●	▲●	▲●	▲●	▲●	▲●
2.000				▲●	▲●	▲●	▲●	▲●	▲●	▲●	▲●	▲●	▲●	▲●
3.000				▲●	▲●	▲●	▲●	▲●	▲●	▲●	▲●	▲●	▲●	▲●
SU	1	1	1	1	1	1	1	1	1	1	1	1	1	1

■ A1 / ▲ A2 / ● A4 | SU: Sales unit | All measurements in mm | Other dimensions on request.
Example item no. 976-2-10 DIN 976 - A2 - M10 - l = 1.000mm

Threaded rods made of special materials, with left hand thread, UNC / UNF thread, and threaded parts DIN 976 type B, can be found on the following pages.

LOCATION DIRECTION :

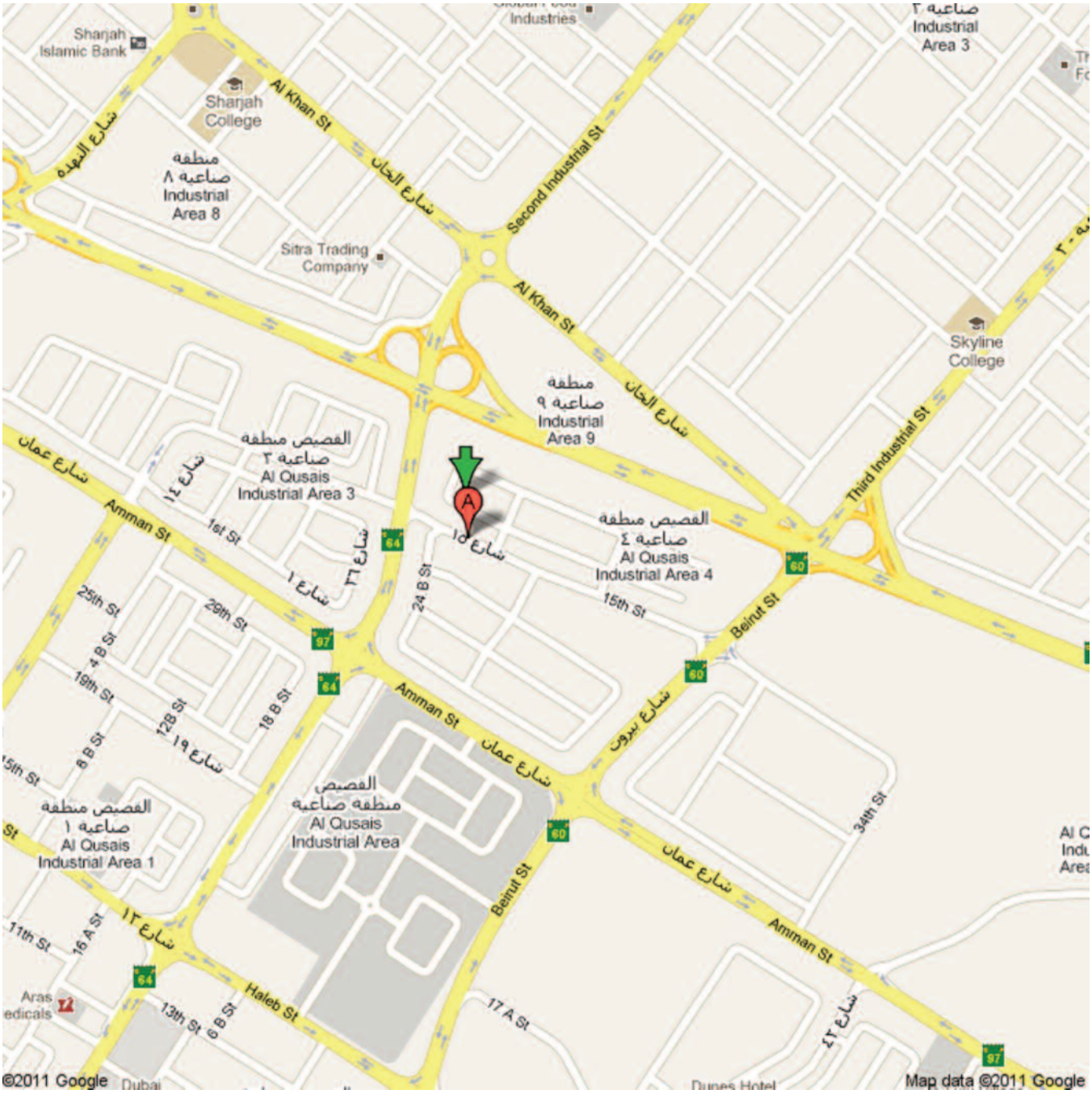

Location Direction : DAMASCUS ROAD DUBAI,Towards Sharjah Caterpillar RA.
Take 1st Turn Before Eppco Petrol Pump . (15th Street)
Take 1st Left Then Again 1st Left.
Come Forward 100 Metters Ahead.
1st Warehouse On Your Right Side (Yellow Colour)
(Opposite Emex Cargo)

24/7-365 Emergency Contact : 050 - 8585007